

ONTARIO NONPROFIT SECTOR

Creating Vibrant Communities



Engaging Ontarians



People Working in the Sector

Almost 1 Million Ontarians are employed in the sector.

Employees in Ontario organizations

Full-time **530,615**

Part-time **428,063**

Volunteers in the Sector

Ontario enjoys the largest volunteer population in Canada.

Volunteers in Ontario

5,000,000

The number of volunteers in Ontario is close to the total population of the province's **5 largest municipalities**



6 Out Of 10 Ontarians Volunteer

Ontario ranks third in the percent of the regional population who volunteer.

Percent of population who volunteer in region in Canada



Manitoba, Saskatchewan, Territories



Alberta



Ontario

People Served by the Sector

More than a quarter of all sector organizations in Canada are in Ontario.

Nonprofit and voluntary organizations in Ontario

46,000

1 Organization FOR EVERY **293** People in Ontario



Volunteer Contribution

Ontario volunteers contribute their time to the sector.

Total hours provided by volunteers in Ontario in 2007

811 Million

The total volunteer hours is equivalent to **422,000 full-time jobs** (assuming 40 work hours/week, 48 weeks/year)



 = 100,000 jobs

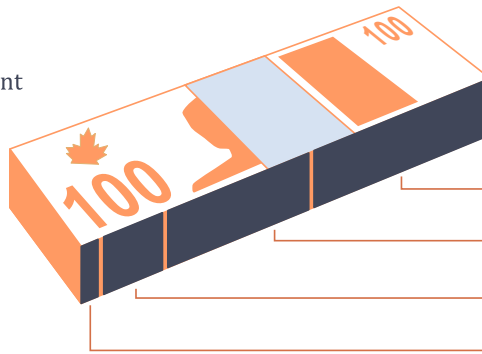


Generating Revenue



Top Revenue Sources

Ontario organizations rely heavily on government and earned income for revenue generation.



Percentage of Provincial Revenue Coming From Each Source

- Government **45%**
- Earned Income **36%**
- Gifts & Donations **15%**
- Other Income **4%**



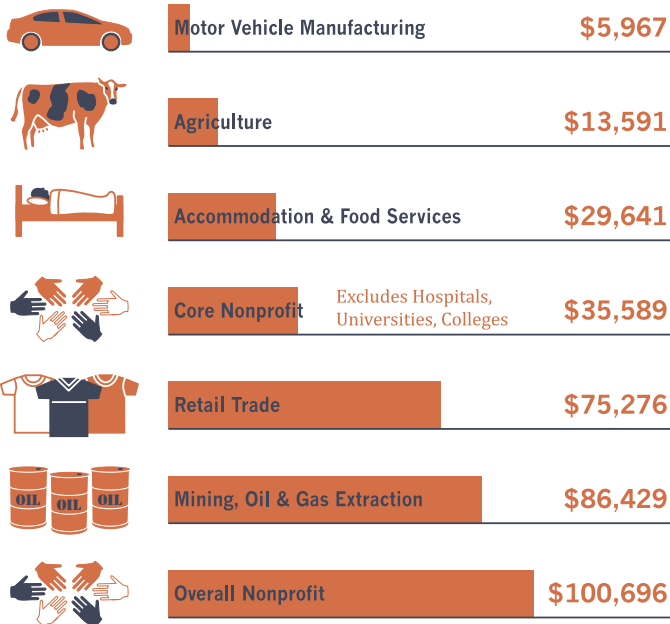
Contributing To Economic Wellbeing



Contributing More Than Auto Manufacturing and Retail Industries

The Canadian nonprofit sector contributes more to the Gross Domestic Product (GDP) than other key industries. The GDP is the value of all goods and services produced in Canada.

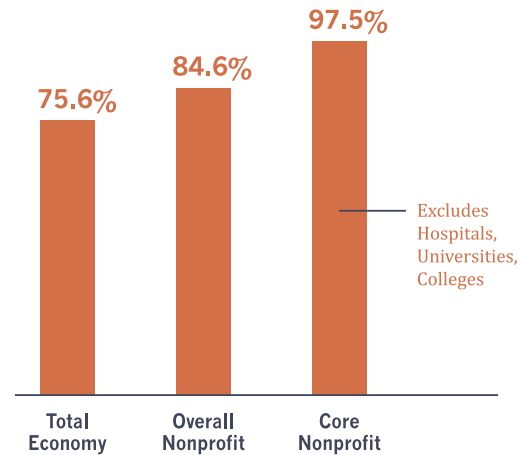
Gross Domestic Product (GDP), 2006
\$ Millions



Growing More Than The Economy

The economic activity in the nonprofit sector outpaces that of the total Canadian economy.

Cumulative GDP Growth, 1997 to 2007
% change



Sources: Satellite Account of Non-profit Institutions & Volunteering, 2007 (2009), Statistics Canada | The Nonprofit & Voluntary Sector in Ontario - Regional Highlights of the National Survey of NonProfit and Voluntary Organizations (2006). Katherine Scott, Spyridoula Tsoukalas, Paul Roberts, David Lasby | Cornerstone of Community: Highlights of the National Survey of NonProfit & Voluntary Organizations (2003), Statistics Canada | 2007 Canada Survey of Giving, Volunteering, and Participating - Giving & Volunteering in Ontario (2010). Lindsay Vodarek, David Lasby, Brynn Clarke | Canada Council of Social Development

A partnership between Ontario Nonprofit Network (theonnc.ca) and KAP Design (kapdesign.ca)